















# Window Types:

<p><b>Double Hung/Single hung Window</b> One or both sashes slide vertically.</p> 	<p><b>Casement Window</b> Opens outward by hinging at the left or right side.</p> 	<p><b>French Casement Window</b> Both sashes open out. No center jamb.</p> 
<p><b>Awning</b> Hinged at the top and swings outward.</p> 	<p><b>Sliding or Gliding Window</b> One or both sashes slide horizontally.</p> 	<p><b>Picture Window</b> A non-venting or inoperable fixed window.</p> 
<p><b>Combination Window</b> Window assemblies made by joining single units (double hung, casement, picture) to form more elaborate designs.</p> 	<p><b>Bay Window</b> A combination unit made up of three or more windows. Side flanker windows project out from the wall at 30, 45, or 90 degree angles. Center units are parallel to the wall. Can be assembled from almost any combination of casement, double hung, or picture windows.</p> 	<p><b>Bay Window</b> A combination unit made up of three or more windows assembled along a common radius.</p> 
<p><b>Circle or Round Top Window</b> A half-circular window usually placed above another window or door. Stationary (does not open).</p> 	<p><b>Quarter Round Window</b> A quarter-circle window typically used in combination with other units for architectural effect. Stationary (does not open).</p> 	<p><b>Elliptical Top Window</b> Like a Circle Top, except elliptical in shape. Stationary (does not open).</p> 
<p><b>Arch Top Window</b> A window with an arched top and straight sides. Stationary (does not open).</p> 	<p><b>Polygon Window</b> Windows of unusual shapes, i.e., octagons, trapezoids, triangles, etc.</p> 	<p><b>Skylight or Roof Window</b> A fixed or vented roof-mounted unit. Frame designed for a drywall return, or conventional wood jamb to match other window and door products. Some models are operable by hand, and remote control accessories are available for hard to reach installations.</p> 